





CORE Subjects	Lesson and Resources	Notes / Extension Task
ENGLISH	Lesson 6 - How does Slesar present the government in 'Examination Day'.pptx Year 8 Dystopian Booklet.docx	
	Lesson 7 - How does Slesar present power in 'Examination Day'.pptx Year 8 Dystopian Booklet.docx	
	Lesson 8 - How does Slesar present oppression and control in 'Examination Day'.pptx Year 8 Dystopian Booklet.docx	
	Lesson 9 - WRITING How does Slesar present oppression and control in 'Examination Day'.pptx Year 8 Dystopian Booklet.docx	
	Lesson 10 - How does Bradbury present uncertainty in the exposition of 'A Sound of Thunder'.pptx Year 8 Dystopian Booklet.docx	
	Lesson 11 - How does Bradbury present Eckels in the rising action of 'A Sound of Thunder'.pptx Year 8 Dystopian Booklet.docx	
	Lesson 12 - How does Bradbury present the climax in 'A Sound of Thunder'.pptx Year 8 Dystopian Booklet.docx	

CORE Subjects	Lesson and Resources	Notes / Extension Task
MATHS	<p><u>Lesson 1</u> Pie charts Sparx M165 Follow the link and click on the play button and watch the video and answer the questions. Click the tick at the bottom to check your answers. Pie charts</p>	<p><u>Notes:</u> Where relevant, find the Sparx Task by clicking on Independent Learning:</p>  <p>And then search for the relevant task in the Search bar:</p> <div> <div>Search for topics:</div> <div>Your curriculum:</div> <div>Enter topic name or code</div> <div>Key Stage 3</div> </div> <p>Use the videos for support as you answer the questions.</p> <p><u>Extension Tasks:</u> Complete all Compulsory, Target and XP Boost tasks at 100%</p>
	<p><u>Lesson 2</u> Pie charts Sparx M574 Follow the link and click on the play button and watch the video and answer the questions. Click the tick at the bottom to check your answers. Pie charts draw</p>	
	<p><u>Lesson 3</u> Calculating the mean Sparx: M940 Follow this link and answer the Mean questions. Click the tick at the bottom to check your answers. Mean</p>	

CORE Subjects	Lesson and Resources	Notes / Extension Task
MATHS	<u>Lesson 4</u> Median Sparx: M934 Follow this link and answer Median question. Click the tick at the bottom to check your answers. Median	<u>Notes:</u> Where relevant, find the Sparx Task by clicking on Independent Learning:  And then search for the relevant task in the Search bar:  Use the videos for support as you answer the questions. <u>Extension Tasks:</u> Complete all Compulsory, Target and XP Boost tasks at 100%
	<u>Lesson 5</u> Mode Sparx: M840 Follow the links and answer the Mode questions. Click the tick at the bottom to check your answers. Mode	
	<u>Lesson 6</u> Range Sparx: M328 Follow the links and answer the Range questions. Click the tick at the bottom to check your answers. Range	
	<u>Lesson 7</u> Averages Follow the links and answer the Apply questions. Click the tick at the bottom to check your answers. Mode	

CORE Subjects	Lesson and Resources	Notes / Extension Task
SCIENCE	<p>Lesson 1: Year 7>Ecological Relationships and classification> Estimating populations Curriculum - Curriculum</p> <p>Lesson 2: Classifying living organisms Curriculum - Curriculum</p> <p>Lesson 3: Adaptations Curriculum - Curriculum</p> <p>Lesson 4: Natural Selection Curriculum - Curriculum</p> <p>Lesson 5: Evolution Evidence Curriculum - Curriculum</p>	<p>Sparx - How to Use</p> <p>Notes: Where relevant, find the Sparx Task by clicking on Independent Learning:</p> <p></p> <p>And then search for the relevant task in the Search bar:</p> <div data-bbox="1294 606 1850 670"> <div>Search for topics:</div> <div>Your curriculum:</div> <div>Enter topic name or code</div> <div>Key Stage 3</div> </div>

Foundation Subject	Lesson and Resources	Notes / Extension Task
ART	Do a seascape or skyscape in the style of Monet - focus on colour and using small dashes use any materials	
DRAMA		
FRENCH	<p>Here are the topics that we are studying this term:</p> <p>Going out and Staying in</p> <ul style="list-style-type: none"> • Health and Fitness • Describing your routine • How healthy you are • Recommendations and resolutions for healthy living • At the doctors <p>Revise these topics here on BBC Bitesize:</p> <p>Parts of the body</p> <p>Health and fitness</p> <p>Sports and Hobbies</p> <p>Sporting activities in Marseille</p> <p>Hobbies</p> <p>Advanced: at the doctor's</p> <p>Practise the vocabulary from the French page in your Knowledge Organiser.</p>	<p>Notes:</p> <ol style="list-style-type: none"> 1. Watch the video on Bitesize and complete the activities. 2. Make a note of any new words in French and English 3. Write a short paragraph (50 words) about the topic. Use opinions, past tense and future tense. Revise writing it out from memory – ask someone at home to test you if possible! <p>Homework / Extension tasks:</p> <ol style="list-style-type: none"> 1. Active Learn. Go to https://www.pearsonactivelearn.com/app/Home Your username is your Regis School email. Your password is Tr5Reset22 Complete set tasks.

Foundation Subject	Lesson and Resources	Notes / Extension Task
GEOGRAPHY	<p>Follow the links below to watch and complete the Oak lessons. You will pause and complete all activities and record your work on the worksheet uploaded or in a notebook or on paper.</p> <p>Website: https://continuityoak.org.uk/Lessons And then go to GEOGRAPHY- YEAR 7- UNIT 5- World of work</p> <p>Two weeks beginning 12th May L4, L5, L6</p>	<p>If you have finished all the tasks in the lesson and resources section and wish to continue some more geography work log on to Seneca using your school account.</p> <p>Search for KS3 Geography and work your way through the learning and quizzes for the topic you are currently learning.</p>
HISTORY	<p>Lesson 4</p> <p>Lesson 5</p> <p>Lesson 6</p>	<p>All lessons can be found at the link below:</p> <p>https://www.thenational.academy/pupils/programmes/history-secondary-year-8/units/commonwealth-and-restoration-why-did-the-republican-experiment-fail/lessons</p> <p>You will need headphones to listen to the lesson, lined paper and a pen to complete the lesson.</p>
MUSIC		

Foundation Subject	Lesson and Resources	Notes / Extension Task
RELIGIOUS STUDIES	Lesson 1 Santana Dharma https://thenational.academy/pupils/lessons/sanatana-dharma?share=true	Notes: Open the link and complete the lesson, pause the video as and when needed. Extension task: Create a ten question quiz about this topic.
	Lesson 2 Dharma and Moksha https://thenational.academy/pupils/lessons/dharma-and-moksha?share=true	Notes: Open the link and complete the lesson, pause the video as and when needed. Extension task: Create a ten question quiz about this topic.
SPANISH	<p>Here are the topics that we are studying this term:</p> <p>Going out and Staying in</p> <ul style="list-style-type: none"> - Health and Fitness - Describing your routine - How healthy you are - Recommendations and resolutions for healthy living - At the doctors - School and Future plans <p>Revise these topics here on BBC Bitesize:</p> <p>Health and Fitness Describing your routine How healthy you are Recommendations and resolutions for healthy living At the doctors School Work and future plans</p>	<p>Notes:</p> <ol style="list-style-type: none"> 1. Watch the video on Bitesize and complete the activities. 2. Make a note of any new words in Spanish and English 3. Write a short paragraph (50 words) about the topic. Use opinions, past tense and future tense. Revise writing it out from memory – ask someone at home to test you if possible! <p>Homework / Extension tasks:</p> <ol style="list-style-type: none"> 1. Active Learn. Go to https://www.pearsonactivelearn.com/app/Home Your username is your Regis School email. Your password is Tr5Reset22 Complete set tasks.